



VOORBURG
GROUP

ROME

24 | 28
SEPTEMBER


2018

How export of services is measured in Poland

Cross-cutting topics

Agnieszka Matulska-Bachura

Statistics Poland



Voorburg · Rome · 2018



VOORBURG
GROUP

ROME
24 | 28
SEPTEMBER
2018

Plan of presentation



- ① Introduction
- ② Export of services - definition
- ③ International trade in services in Poland
- ④ Survey on international trade in services
- ⑤ Data dissemination
- ⑥ Issues for consideration



Introduction

Export of services:

- the component of current account in the balance of payments;
- the component of global production;
- reflects the economical relationships of national economy with abroad;
- presents the economical capability of national economy;



Export of services - definition

BALANCE OF PAYMENTS

The resident of one country provides services to resident of another country.

GATS

Specifies four modes of services supply which depend on the territorial presence of the supplier and the consumer at the time of the transaction

Mode No 1 Cross-border trade

Mode No 2 Consumption abroad

Mode No 3 Commercial presence

Mode No 4 Presence of natural persons



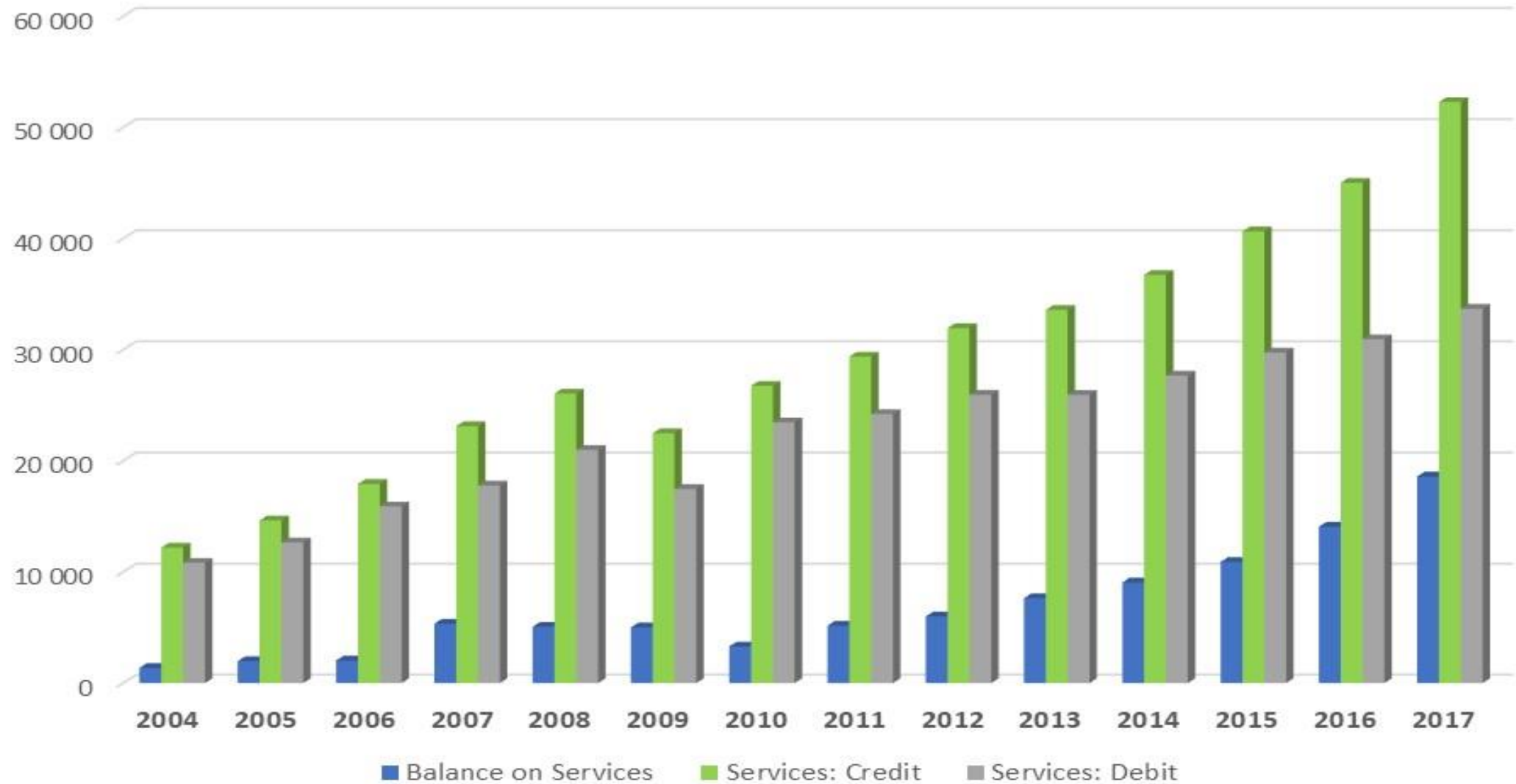
VOORBURG
GROUP

ROME
24 | 28
SEPTEMBER
2018

International trade in services in Poland



Export and import of services in Poland in 2004-2017 (million EUR)





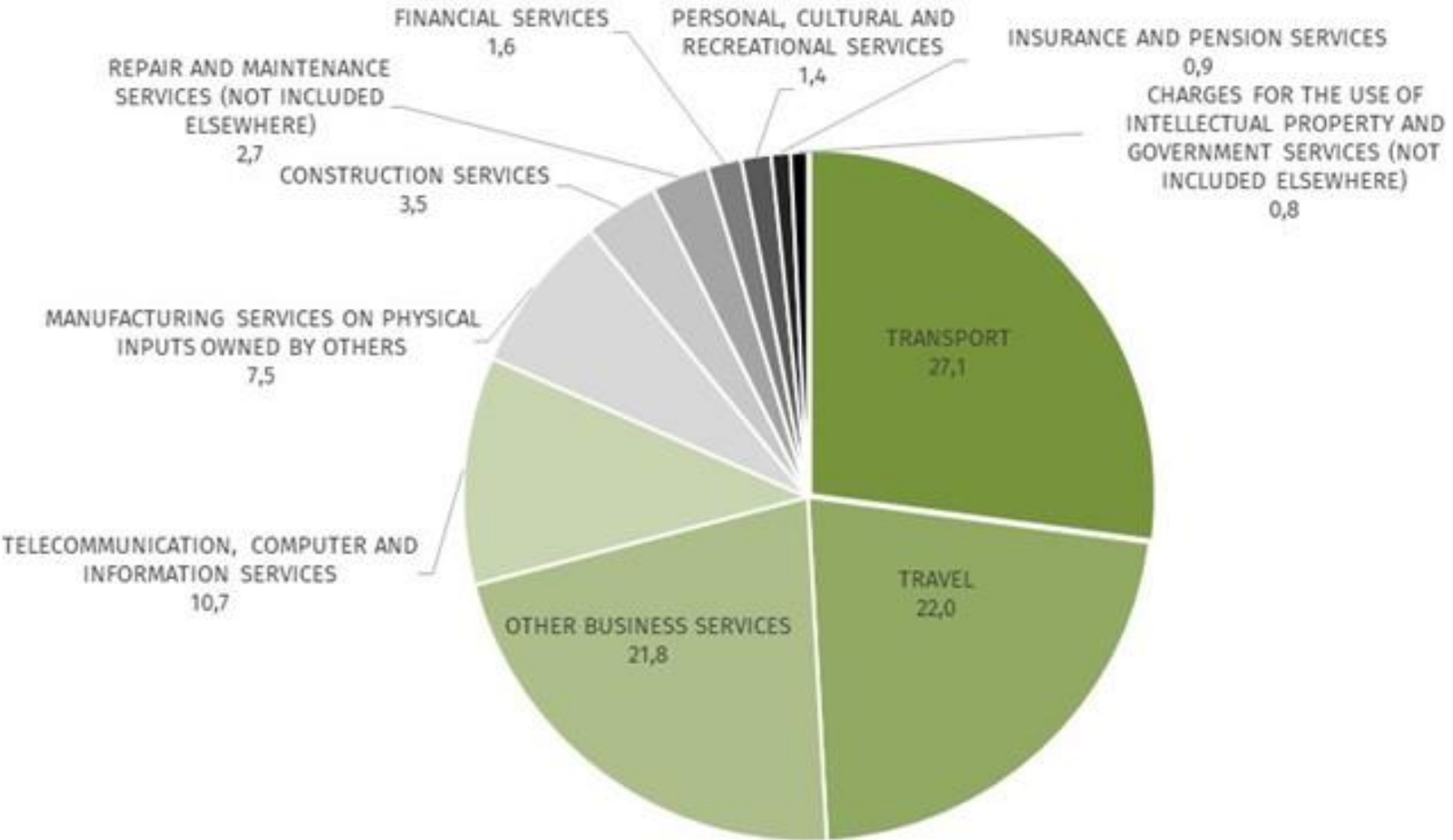
VOORBURG
GROUP

ROME
24 | 28
SEPTEMBER
2018

International trade in services in Poland



STRUCTURE OF EXPORT OF SERVICES BY GROUP OF SERVICES IN 2016



International trade in services in Poland

COUNTRY OF PARTNER TRANSACTION

EXPORT

GERMANY
SWITZERLAND
UNITED KINGDOM
NETHERLANDS
UNITED STATES

IMPORT

GERMANY
UNITED KINGDOM
FRANCE
UNITED STATES
SWITZERLAND



VOORBURG
GROUP

ROME
24 | 28
SEPTEMBER
2018

Survey on international trade in services (ITS)



- ❑ meets the requirements of Regulation of Commission (EC) No 555/2012 adjusting Regulation (EC) 184/2005 of the European Parliament and Council concerning statistics on balance of payments, international trade in services and foreign direct investments as regards updating the requirements on data and definitions;
- ❑ carried out on annual and quarterly basis commonly by Statistics Poland and the National Bank of Poland (NBP) since 2009;
- ❑ comprises all residents of national economy who participate in international trade in services, including the entities of public financial sector;
- ❑ data sources:
 - ✓ statistcial reports: DNU-K *Quarterly report on international trade in services* and DNU-R *Annual report on international trade in services* – for majority of services;
 - ✓ surveys: *Travels of non-residents to Poland. The movement of vehicles and people on the Polish border with the European Union* and *Participation of Polish citizens (residents) in travels* - for travel;
 - ✓ survey on the financial services indirectly measured (FISIM) – conducted by NBP;

Agnieszka Matulska-Bachura

7
Statistics Poland

Survey on ITS - statististical reports

- DNU-K - filled in by residents whose revenues from providing the services to non-residents in the previous responding year or in current responding year exceeded the amount of 800 000 PLN or their expenditures on services purchased from non-residents exceeded in the previous responding year or in current responding year 1 mln PLN;
- DNU-R– filled in by residents who participate in international trade in services but are not covered by quarterly survey;
- for both reports the same scope of collected data:
 - ✓ type of service provided to non-resident/ purchased from non-resident by EBOPS as well as other transactions such as merchanting, membership fees and dues etc.;
 - ✓ country of non-resident which is the service provider or services receiver;
 - ✓ value of services provided to non-residents and/or purchased from non-residents;
- data collected electronically via the reporting website;
- entities entering the quarterly survey during the reference year obliged to provide information also for previous quarters of year;



Survey on ITS - population and sample frame

Number of enterprises in the sample and in the database of ITS survey for the reference periods in 2016 and 2017

| Specification | SAMPLE | DATABASE | RESPONSE RATE IN % |
|---------------|--------|----------|--------------------|
| QI 2016 | 10 572 | 9 456 | 89,4 |
| QII 2016 | 11 321 | 9 811 | 86,7 |
| QIII 2016 | 13 008 | 11 075 | 85,1 |
| QIV 2016 | 13 196 | 11 205 | 84,9 |
| YEAR 2016 | 30 427 | 21 754 | 71,5 |
| QI 2017 | 11 186 | 9 917 | 88,7 |
| QII 2017 | 11 934 | 10 369 | 86,9 |
| QIII 2017 | 13 749 | 11 804 | 85,9 |
| QIV 2017 | 13 748 | 11 782 | 85,7 |
| YEAR 2017 | 30 136 | 20 852 | 69,2 |

Agnieszka Matulska-Bachura

Statistics Poland



VOORBURG
GROUP

ROME
24 | 28
SEPTEMBER
2018

Survey on ITS - compilation of data collected within reports



- ❑ quarterly survey on ITS:
 - ✓ imputation of data for entities which did not respond
 - ✓ estimation of trade of enterprises under the thresholds;
- ❑ annual survey on ITS - imputation of data for entities which did not respond;
- ❑ after completing the annual survey data for entities under the threshold replaced by data from annual survey – revision of quarterly data needed;
- ❑ annual data on ITS compiled as a sum of data collected within quarterly and annual report;
- ❑ quarterly and annual data from DNU-K and DNU-R supplemented with information on:
 - ✓ travel
 - ✓ financial services indirectly measured (FISIM) } *from other surveys conducted by NBP*
 - ✓ insurance services,
 - ✓ transportation costs included the value of imports } *additional calculations of NBP*
delivery terms;



VOORBURG
GROUP

ROME
24 | 28
SEPTEMBER
2018

Data dissemination

- ❑ data on export and import of services published by NBP on annual, quarterly and monthly basis within the balance of payments statistic;
<https://www.nbp.pl/homen.aspx?f=/en/statystyka/bilansplatniczy.html>
- ❑ annual data on international trade in services presented in the Statistical Yearbook of Foreign Trade as well as and in the Knowledge Database within 10 months after end of reference year;
<http://stat.gov.pl/en/topics/statistical-yearbooks/statistical-yearbooks/yearbook-of-foreign-trade-statistics-2017,9,11.html>
<http://swaid.stat.gov.pl/en/SitePagesDBW/HandelZagraniczny.aspx>
- ❑ annual data on international trade in services transmitted to Eurostat in compliance with the Regulation in compliance with the Regulation of Commission (EC) No 555/2012 adjusting Regulation (EC) 184/2005 of the European Parliament and Council concerning statistics on balance of payments, international trade in services and foreign direct investments as regards updating the requirements on data and definitions;



Issues for consideration

- ❑ due to the intangible character of services as well as their heterogeneity the measurement challengeable;
- ❑ generally disseminated information on ITS meets the requirements of data users;
- ❑ however, due to dynamic changes in global economy the demand for more detailed data increases;
- ❑ data on international trade in services by characteristics of enterprise (STEC);
- ❑ data on import and export of services with the breakdown into the modes of supply;

Should data on international trade in services performed by the affiliates located abroad be included in the value of export and import of services?

- ❑ the lack of possibility for the mirror statistics;
- ❑ no suitable deflator for trade in services;