

Turnover for Organisation of conventions and trade shows in Sweden

Eva-Marie Gustafsson
30th Voorburg Group Meeting
Sydney, Australia
September 24, 2015

eva-marie.gustafsson@scb.se



Outline of presentation

- Part 1: Definition of service being collected
- Part 2: Market conditions
- Part 3: Turnover data method
- Part 4: Is this the whole truth?



Part 1: Definition of service being collected



Definition of service

- NACE 82.3: Organisation of Conventions and Trade Shows
- No further breakdown on class level
 - 82.30 Organisation of Conventions and Trade Shows
- No further breakdown in Sweden (i.e. 82.300)



Part 2: Market conditions





I understand if you all feel like this!



Conventions and trade shows in SBS (NACE 82.3)

- This year: concentrate on the challenges
 - Turnover, no major problems in Sweden.
- Well-designed system
 - NACE- and CPA codes
 - Enterprise database
 - Tax data for all enterprises in Sweden
 - Response obligation
- But nobody is perfect!



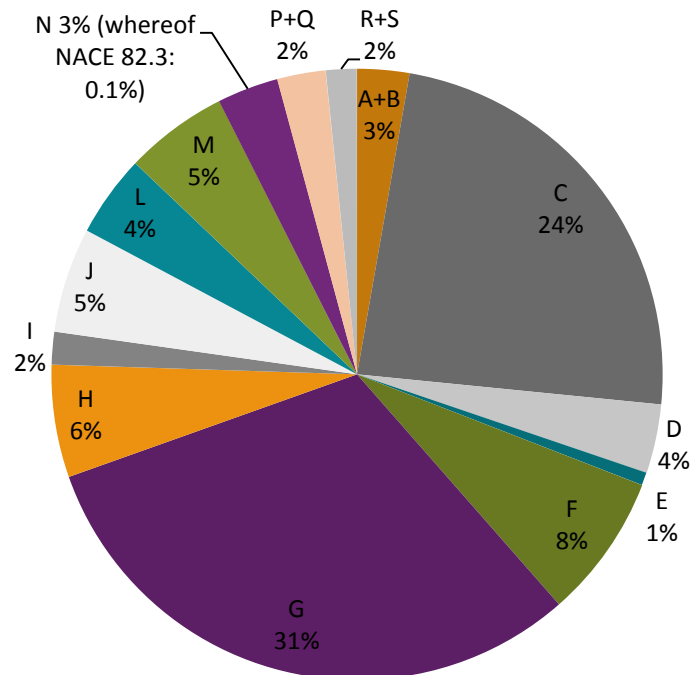
Conventions and trade shows in SBS (NACE 82.3)

- 1 294 enterprises 2 891 employees
- Turnover of 5.3 SEK billion (≈ 0.6 € billion)
- Value-added of 1.6 SEK billion (≈ 0.2 € billion)

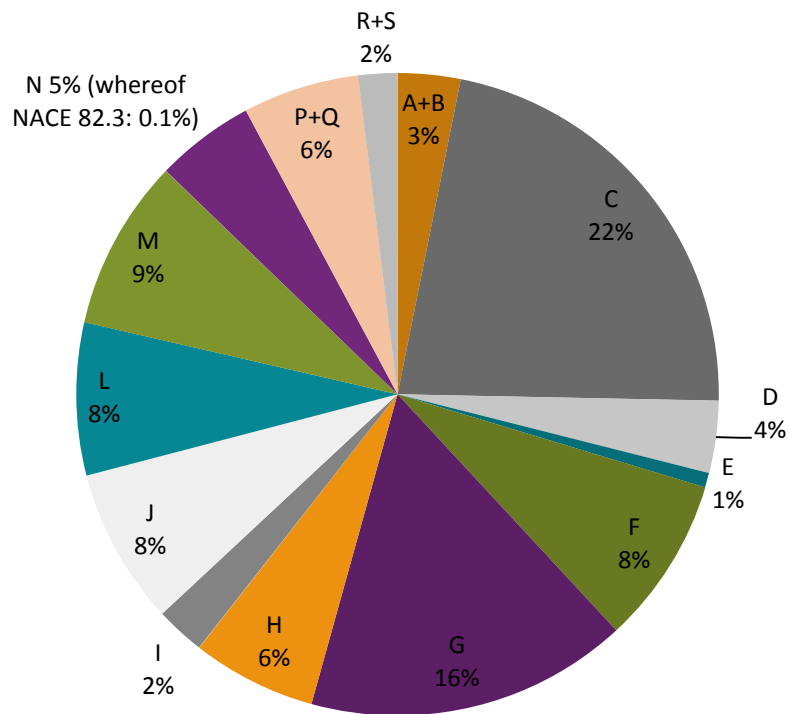


Net turnover by section in SBS

- Relatively small sector
 - 19 % of NACE 82 – Office administrative, office support, other business support activities
 - 2 % of NACE N – Administrative and support service activities
 - 0.1 % of total business sector



Value added by section in SBS



Conventions and trade shows in SBS (NACE 82.3)

- As in most industries, a small number of enterprises produce a large part of turnover and value added
 - 34 percent of the turnover is generated by the nine enterprises with 50-249 employees
 - The industry has no enterprises that is larger than 249 employees
 - The industry is dominated by small enterprises, 96 percent have less than 10 employees



Conventions and trade shows in SBS (NACE 82.3)

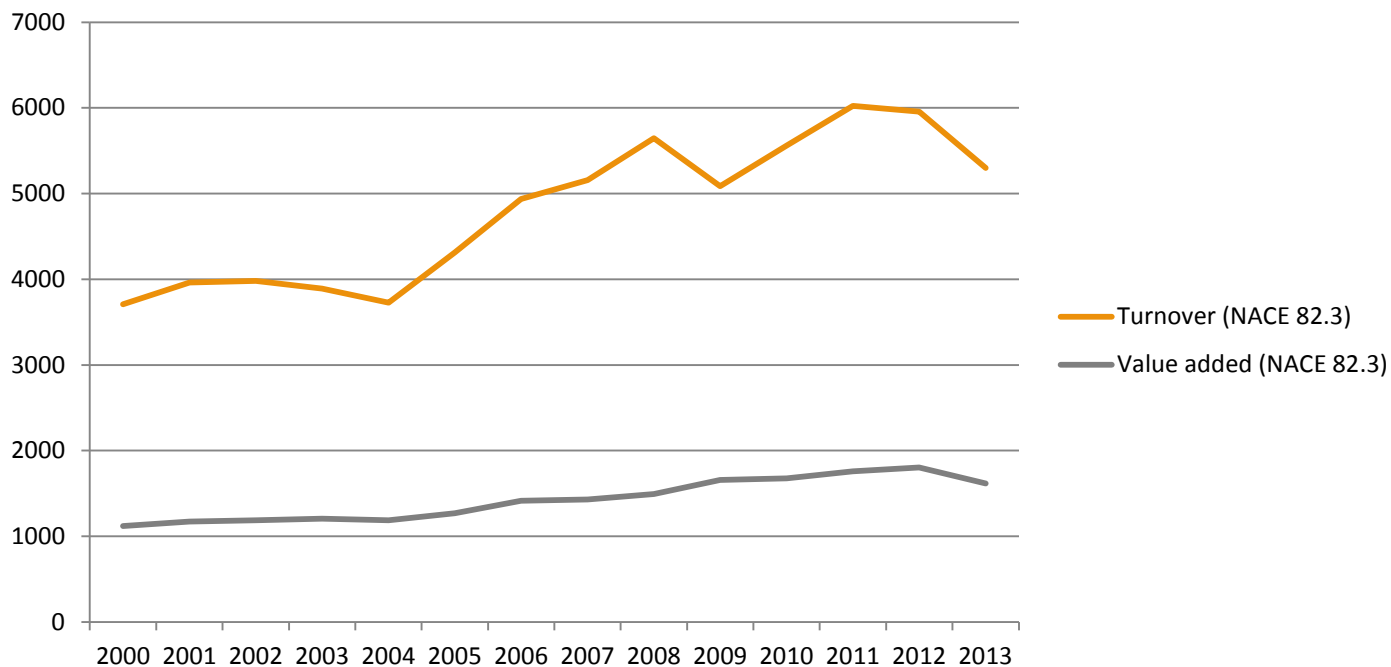
- Turnover by product
 - The industry is extremely homogeneous
 - 93 percent of the turnover in NACE 82.3 is classified as Convention and trade show organisation services (CPA 82.3)
 - CPA 82.3 in the total business sector
 - 98 percent is classified within NACE 82.3
- But is this the whole truth?



Turnover by NACE and product in NACE 82.3



Turnover and value added in conventions and trade shows, 2000-2013 in SBS



Part 3: Turnover data method



Short-Term Statistics (STS)

- Service production index
- Quarterly and monthly statistics, only turnover
- EU-regulated survey
- Sample survey
- Results presented as development indices, released t+35 days
- Data in NACE Rev2 2000-
- Administrative VAT data is used as input in the calculations since August 2015



Structural Business Statistics (SBS)

- Annual statistics
- EU-regulated survey
- Based on administrative (tax) data
 - 600 largest enterprises surveyed separately (no enterprises within NACE 82.3)
 - Sample 17 000 enterprises for turnover by product (40 enterprises within NACE 82.3)
- Transmission to NA t+15 months
- Preliminary results transmission to Eurostat t+10 months, definitive t+18 months



SBS

- Turnover by product via additional sample surveys (NA and BR)
- Detailed distribution of e.g. other income as well as cost variables
- πps-Sample : 17 000 enterprises (population 1 000 000)
- Data collection:
 - Web-based questionnaire
 - Pre-printed values (from admin data)
 - Certain number of turnover variables included (based on industry)
 - Use of drop-down lists for other activities



SBS

- Turnover by products within NACE 82.3:

Variable	CPA 2008	Name
v2395	82.30.11-12	Convention and trade show organisation services

- 93% in NACE 82.3, is located on this product
- 3% is classified as Food and beverage service activities (CPA 56)
- 4 CPA has 1% each, and these are CPA 46, 58, 68 and 90



CPA 82.3 by industry 2013, SEK million

Industry (NACE)	82.3	56	78	79	90	Other	Total
SEK million in Product (CPA) 82.3	4 922	247	12	4	37	0	4 999

- NACE 55.10 Hotels and similar accommodation?
- Drop-down list, for other activities that is not their main activities.



Is this the whole truth?

- Enterprises in other industries who offer Convention and trade show organisation services?
- Enterprises with incorrect NACE code?
- Which and how many?
- Impact these would have on the statistics?
 - Impact on the turnover for NACE 82.3
 - Impact on CPA 82.3, turnover for the total business sector on this variable





Thank you for your attention!

