

Turnover for Veterinary Activities in Japan

The 30th Voorburg Group Meeting
September 21st – 25th, 2015
Sydney, Australia

Seiji Takata and Midori Irie
Economic Statistics Division
Statistic Bureau of Japan



Contents

1. Definition and Standard classification structure
2. Market conditions and constraints
3. Outline of data method
4. Tabulation and Dissemination
5. Summary



1. Definition and Standard classification structure

JSIC Rev.13

L Scientific research, professional and technical services	71 Scientific and development research institutes	710, 711, 712	
	72 Professional services, n.e.c.	720, 721, 722, 723, 724, 725, 726, 727, 728, 729	
	73 Advertising	730, 731	
74 Technical services, n.e.c.	740 Establishments engaged in administrative or ancillary economic activities		7401
	741 Veterinary services		7411
	742 Engineering and architectural services		7421, 7422, 7429
	743 Mechanical design services		7431
	744 Commodity inspection and non-destructive testing services		7441, 7442
	745 Surveyor certification		7451, 7452, 7459
	746 Photographic services		7461, 7462
	749 Miscellaneous technical services		7499



1. Definition and Standard classification structure

ISIC Rev.4

M Professional, scientific and technical activities	69	691	6910
	Legal and accounting activities	692	6920
	70	701	7010
	Activities of head offices; management consultancy activities	702	7020
	71	711	7110
	Architectural and engineering activities; technical testing and analysis	712	7120
	72	721	7210
	Scientific research and development	722	7220
	73	731	7310
	Advertising and market research	732	7320
	74	741	7410
	Other professional, scientific and technical activities	742	7420
		749	7490
	75 Veterinary activities	750	7500



1. Definition and Standard classification structure

JSIC Rev.13

L

**Scientific research,
professional and
technical services**

74

**Technical
services,
n.e.c.**

741 , 7411

Veterinary services

ISIC Rev.4

M

**Professional,
scientific and
technical activities**

75, 750, 7500

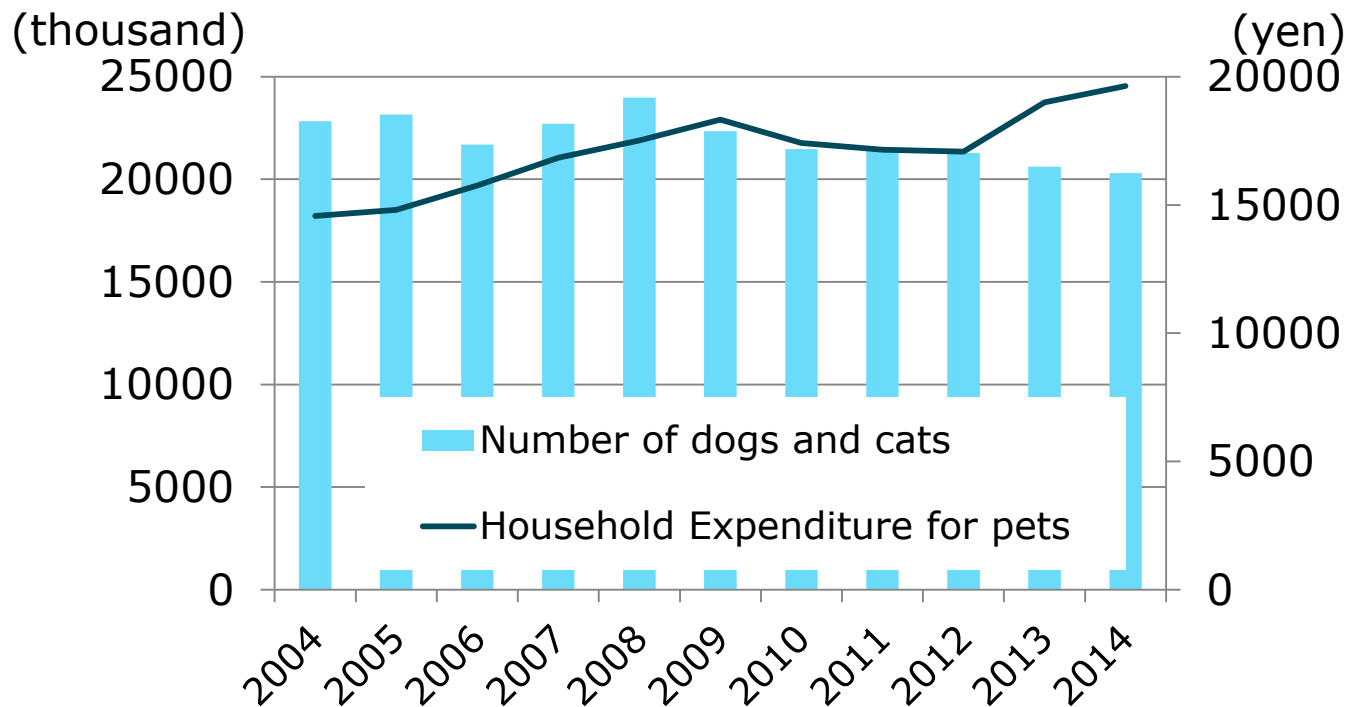
Veterinary activities

||



2. Market conditions and constraints (1)

Number of pets and household expenditure for pets

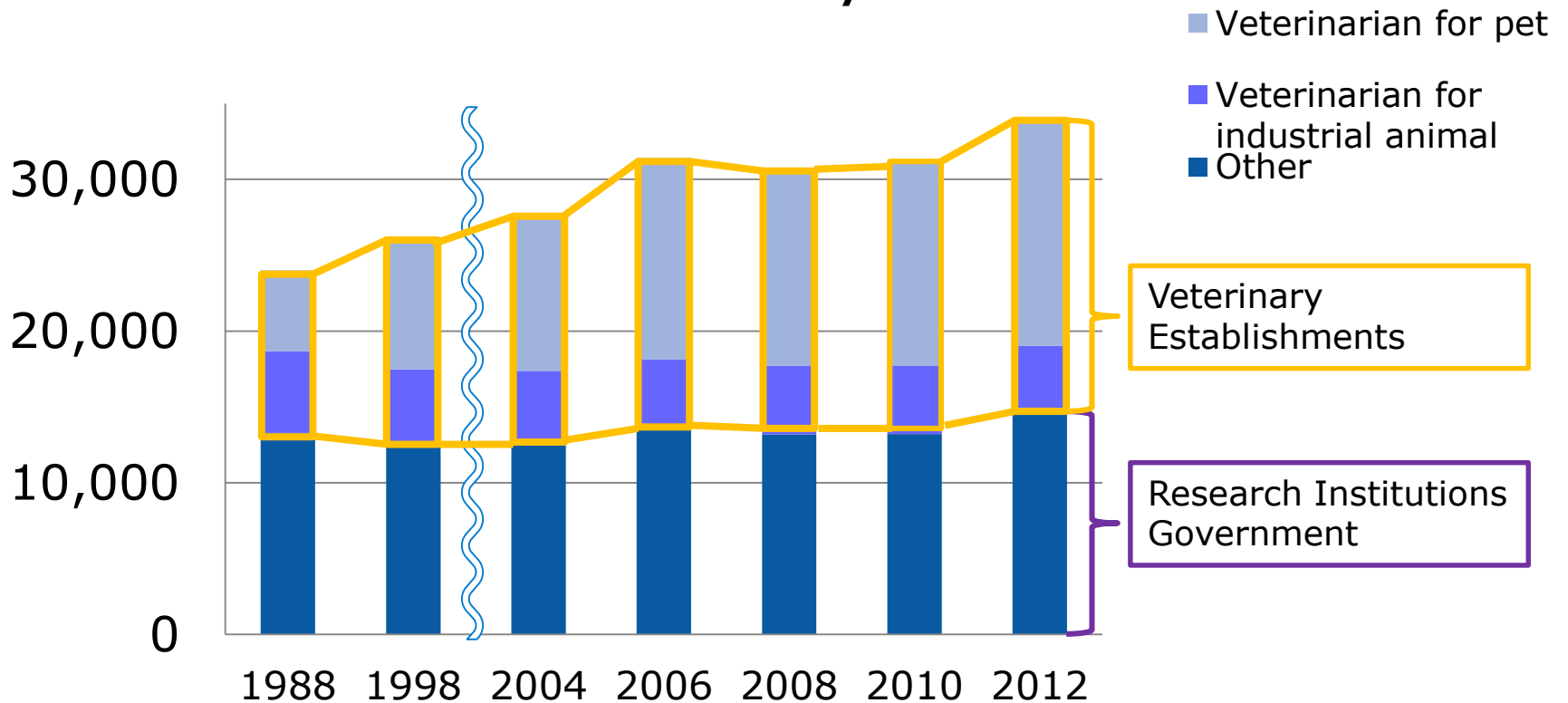


(source: Japan Pet Food Association,
Family Income and Expenditure Survey)



2. Market conditions and constraints (2)

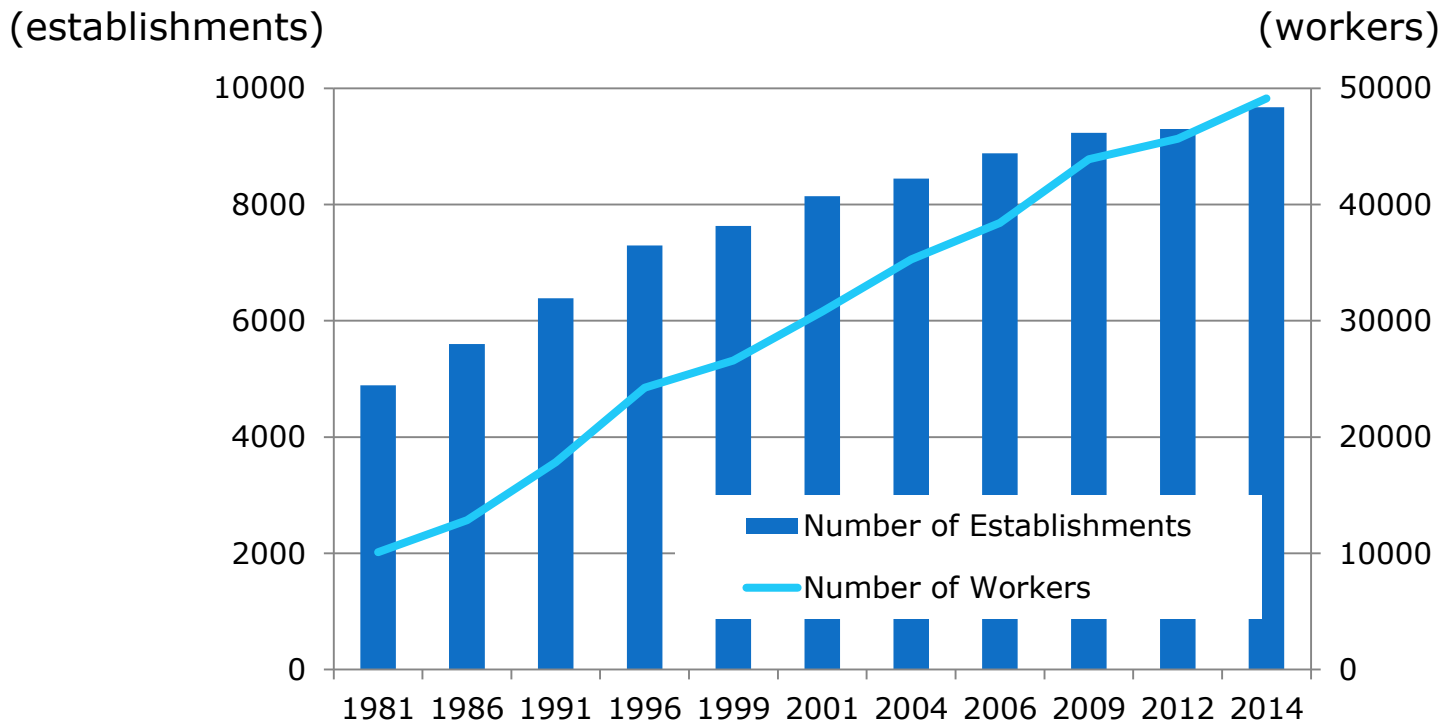
□ Veterinarian divided by field



(Source: Ministry of Agriculture, Forestry and Fisheries)

2. Market conditions and constraints (3)

□ Number of establishments and workers

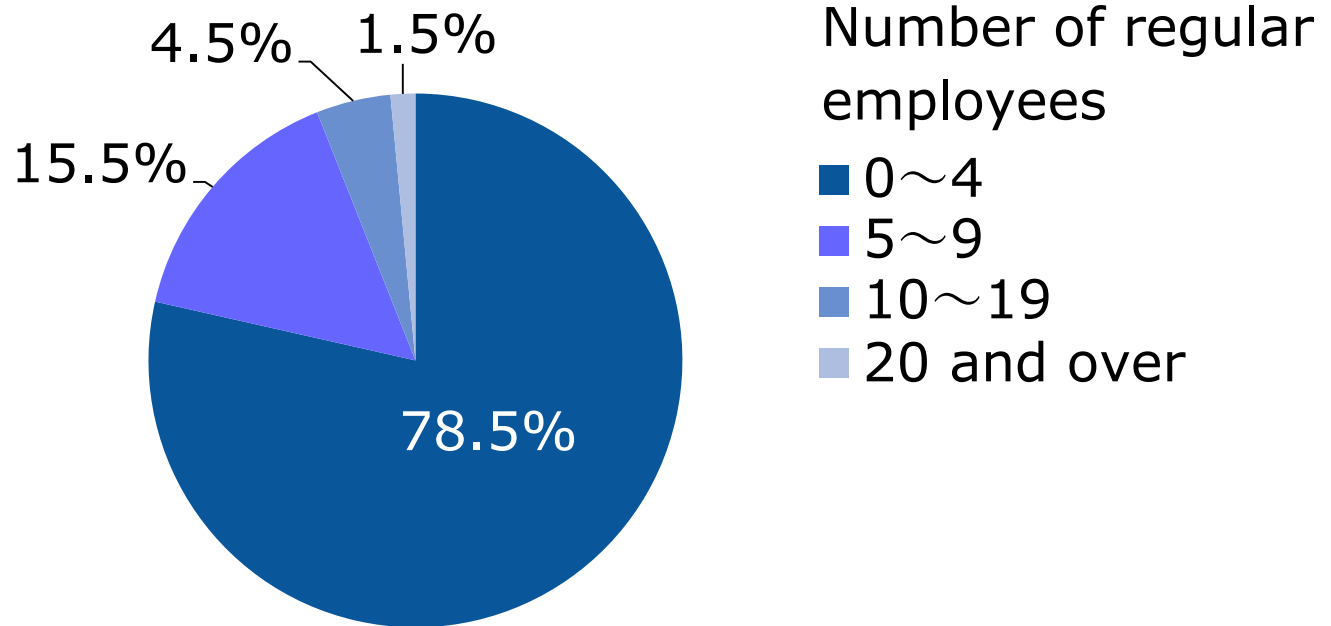


(Source: Establishment and Enterprise Census(1981-2006),
Economic Census(2009-2014))



2. Market conditions and constraints (4)

□ Number of enterprises by number of employees



(Source:2012 Economic Census)



2. Market conditions and constraints (5)

□ Turnover and Workers

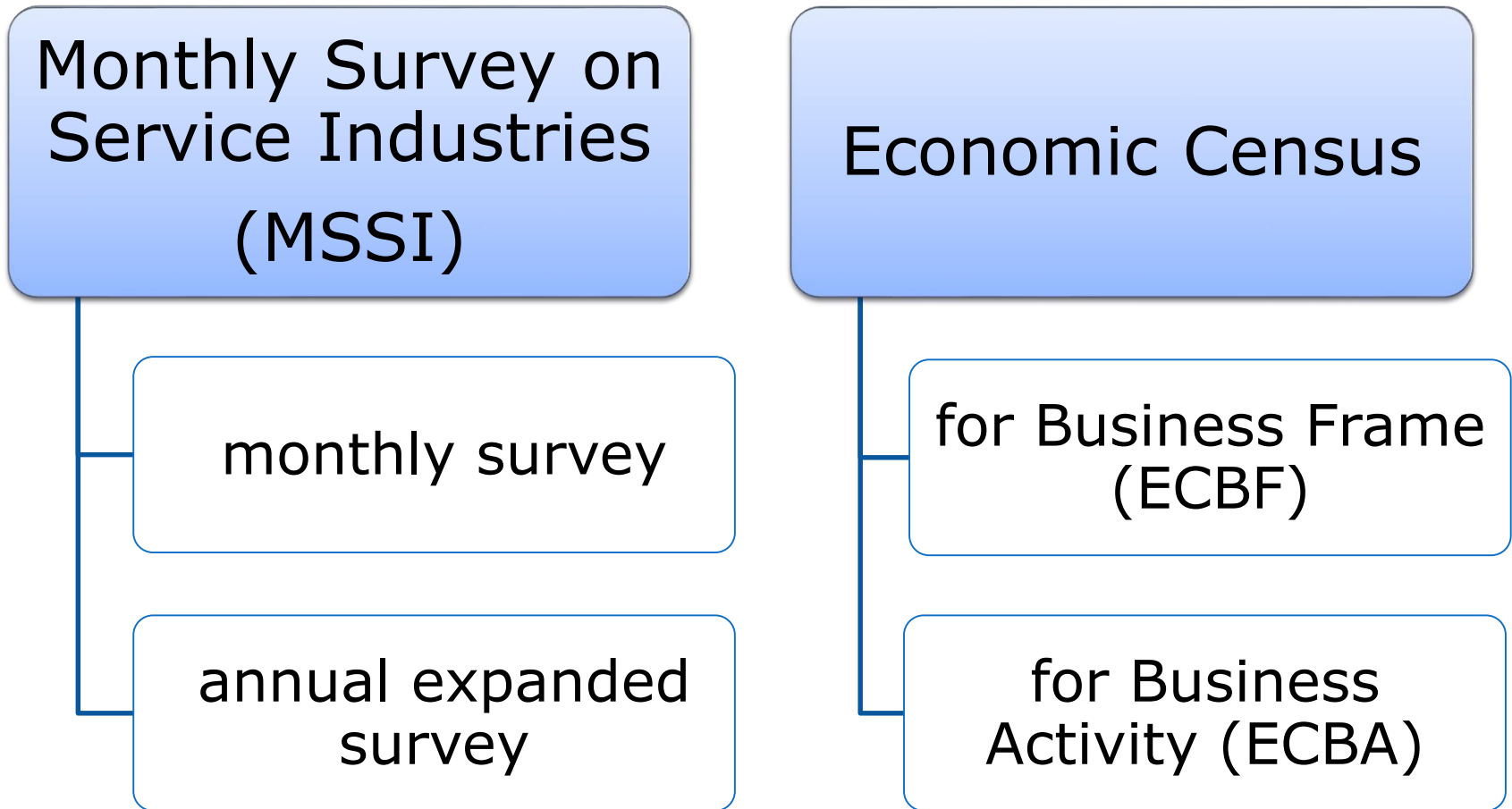
	Turnover (billion yen)	Workers
2013	392.7	46,900

(Source: Monthly Survey on Service Industries
(Annual Expanded Survey))

Details of turnover(for pet animals/ livestock/ other) are not available



3. Outline of data method (1)



3. Outline of data method (2)

Name of Survey (Latest survey)	MSSI		Economic Census	
	monthly	annual (2013)	ECBF (2014)	ECBA (2012)
Frequency	monthly	annual	every five years	
Statistical unit	Enterprise & Establishment			
Sample or Census (survey frame)	Sample (2009 ECBF)		Census	
Data collection	Mail		Enumerators(Single-Unit), Mail(Multi-Unit)	
	Internet response available			
Turnover data collected	Total and by business activity		Total	Total and by business activity



4. Tabulation and Dissemination

Name of Survey (Latest survey)		MSSI		Economic Census	
		monthly	annual (2013)	ECBF (2014)	ECBA (2012)
Industrial classification	Total turnover	2 digit	Max.4 digit	4 digit	4 digit
	Turnover by business activity	2 digit	Max.4 digit	✗	4 digit
	Cost & Value Added	✗	✗	✗	4 digit

available for
Veterinary services



5. Summary

- Market conditions and constraints
 - Increase of veterinary services

- Turnover Statistics
 - Collected by business activity in MSSSI(annual)
 - Cost and Value-Added in ECBA (every 5 years)

