

EUROPEAN INDEX OF SERVICES PRODUCTION

present status of the discussion

FRIBS – project

(Framework regulation for integrating business statistics)

General objectives

- reduction of burden on respondents
- improvement of the general quality of business statistics
- improvement of the relevance of business statistics

Architecture

- infrastructural component
- manual as a component providing the methodological framework
- data structure as the component defining data requirements

STS - package

main proposals for services and trade in the first draft

- introduction of a monthly index of services production
- transition from a quarterly calculation of an index of turnover to a monthly calculation
- extension of the coverage of the service sector by inclusion of additional service industries
- inclusion of additional SPPIs if required for the calculation of ISPs
- inclusion of a comprehensive trade volume indicator

Gaps in the SPPIs

H: Transportation and storage

	Land transport, Pipelines				Water transport		Air transport		Warehousing and support activities						Postal and courier	
ISIC	491	4921 +	4923	4930	501 +	503 504	511	512	521	5221	5222	5223	5224	5229	531	532
Turnover index																
SPPI																
ISP																

Gaps in the SPPIs

J: Information and communication

	Publishing activities	Motion pictures, video, tv, music production	programming, broadcasting	Tele-communications	Computer programming, consultancy	Information services	
ISIC	58	59	60	61	62	631	639
Turnover index							
SPPI							
ISP							

Gaps in the SPPIs (and turnover)

I: Accomodation and food service activities and
L: Real estate activities

		Accomodation	Food and beverage services		Real estate activities
ISIC	I:	55	56	L:	68
Turnover index					
SPPI					
ISP					

Gaps in the SPPIs

M: Professional, scientific and technical activities

	legal and accounting activities	Management consultancy	Architecture, engineering, technical testing	Advertising, market research	other professional, scientific or technical activities
ISIC	69	702	71	73	74
Turnover index					
SPPI					
ISP					

Gaps in the SPPIs (and turnover)

N: Administrative and support service activities

	Rental and leasing activities	Employment activities	Travel agencies, tour operators	Security and investigation	Services to buildings and landscapes			Office and business support
ISIC	77	78	79	80	811	812	813	82
Turnover index								
SPPI								
ISP								

Issues of the ISP Task Force

Outline of a future ISP

- purpose of the indicator
- output measures
- scope of the indicators in terms of NACE
- level of detail
- reference period
- statistical unit
- type of index and weights



Issues of the ISP Task Force

Data sources

- How to deflate general turnover data with b2b SPPIs
- Using CPIs?
- Volume output measures
- Input measures

Issues of the ISP Task Force

Industry specific issues

- Possibility to combine SPPIs with consumer prices 
- Effects of differences in the updates of weights
- match turnover data with price indices for deflation in areas with a large share of secondary activities 
- allocation of general turnover between business and private consumption

Points of discussion

Turnover data for additional industries

- Which ones are of high importance?
- Collection of turnover data where enterprises are not subject to VAT

Benefits of monthly service turnover data

- Seasonality or result of special budgetary and payment arrangements?
- Ideas to supplement turnover surveys and VAT data

Future work

- Index theory / index construction
- Effects of payment arrangements on turnover
- Identification of B2B and B2C trade
- Use of quarterly SPPIs for deflation of monthly turnover


THANK YOU FOR YOUR KIND ATTENTION!

Dorothee Blang

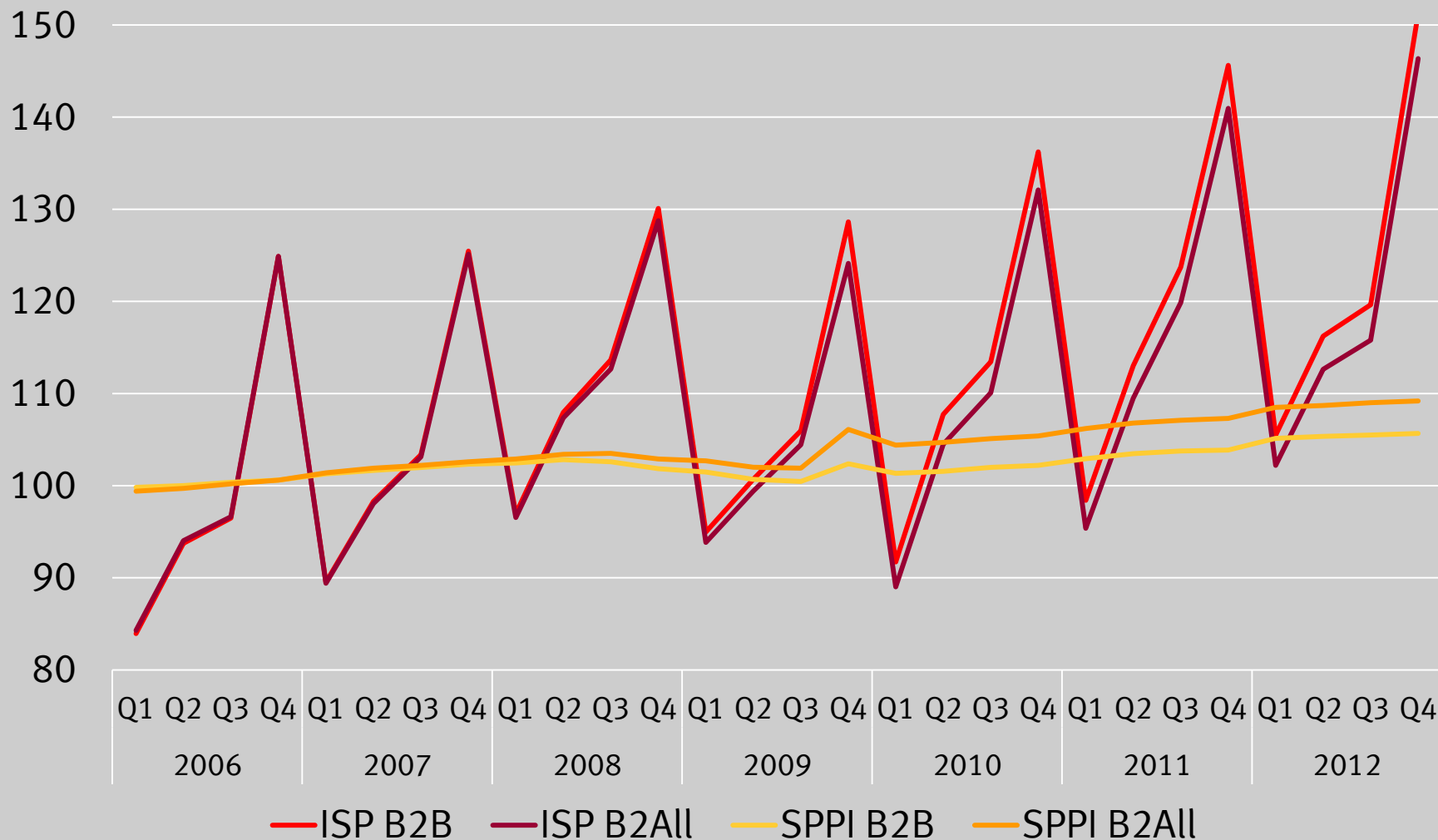
Telefon: +49/(0) 611 / 75 23 19

dorothee.blang@destatis.de

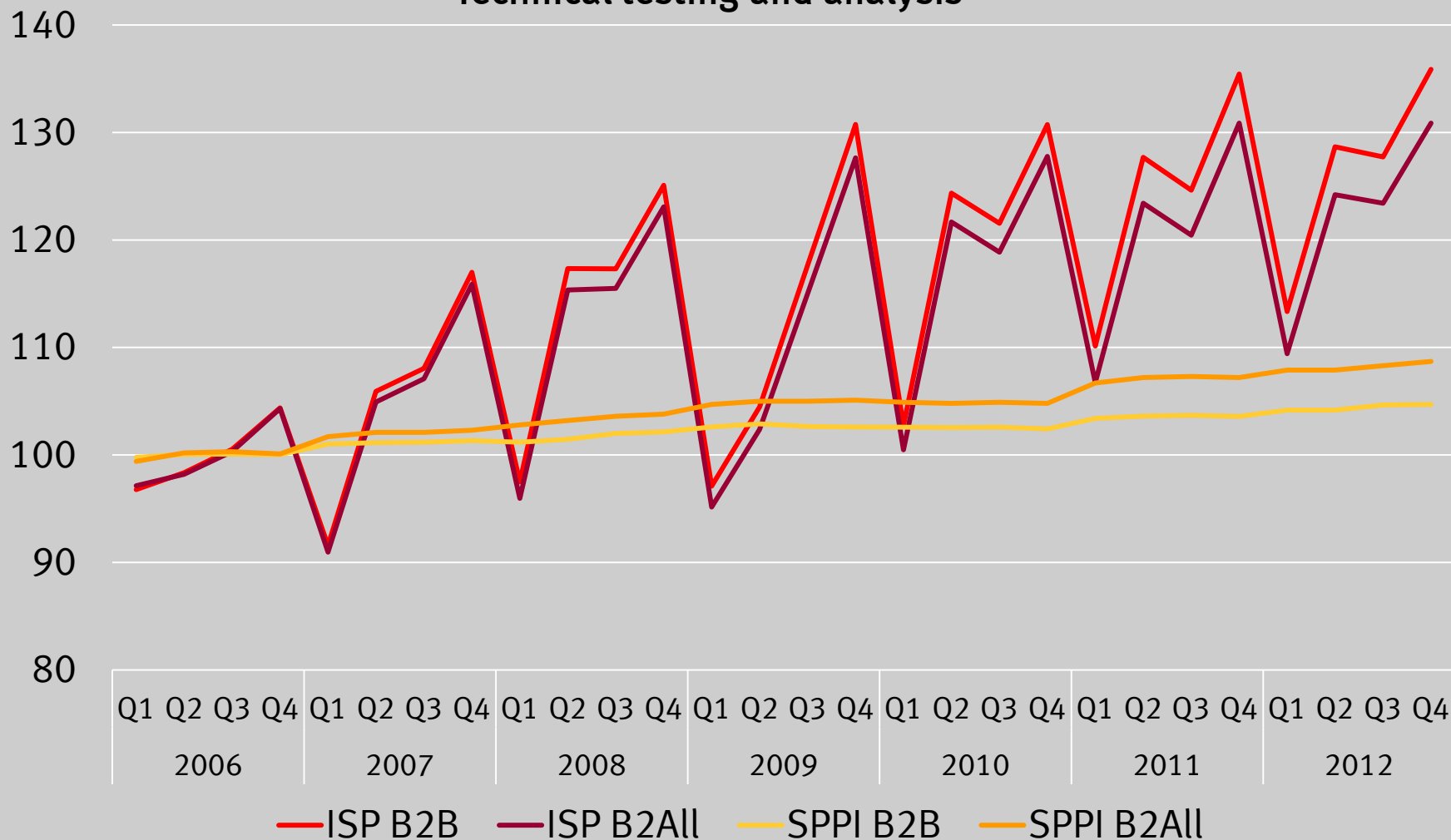
www.destatis.de



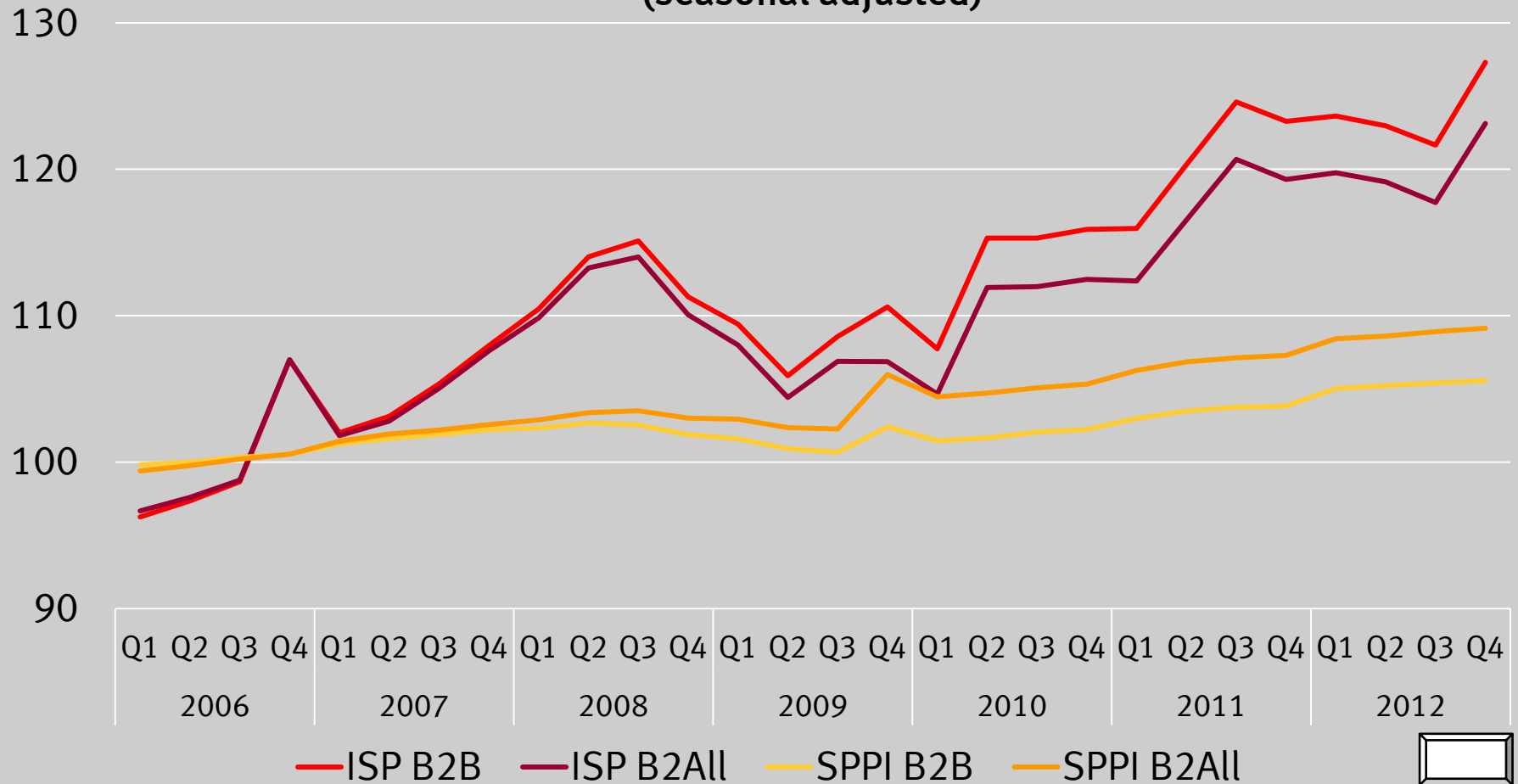
Architectural and Engineering activities



Technical testing and analysis



Architectural and Engineering activities, technical testing and analysis (seasonal adjusted)



Estimation of share of IT-Products in the IT sector

according to German results of SBS in 2011

	ISIC		
	58.2	62	63.1
	turnover in 2011 in Mill €		
	4 185	90 020	7 883
CPA 2008	share of turnover by product in %		
5821	9,1	0,1	0,7
5829	53,9	11,2	2,8
6201	1,3	22,8	4,9
6202	26,5	16,5	3,9
6203	0,4	8,5	3,3
6311	0,1	12,0	51,2
6312	0,0	0,5	17,6
other services	8,5	28,3	15,6
	100,0	100,0	100,0

