



26th Voorburg Group Meeting
Newport, South Wales
Future Agenda

presented by

Mark E. Wallace
Chief, Service Sector Statistics Division
U.S. Census Bureau
mark.e.wallace@census.gov
September 19-23, 2011

Proposed Schedule for Industry Specific Papers (Mini-Presentations (MP), Sector Papers (SP), Revisited Sector Papers (RSP), and Cross-Cutting Issues (CC) for 2011 through 2014 (Preliminary)

Industry/Industry Group	MP	SP	RSP	CC	2011	2012	2013	2014
1.Air Transportation (Quality Change)				X	X			
2.Banking and Credit Reference Rates, Negative Prices		X			X			
3.Accommodation and Food Services		X			X			
4.Distributive Trade				X	X			
5.Advertising (Quality Change)				X	X			
6.Cleaning and Facilities Support		X			X			
7.Research and Development		X			X			
8.Technical Testing	X				X			
“ “		X				X		
9.Non-Life Insurance	X				X			
“ “		X				X		
10.Waste Management/Waste Treatment	X				X			
“ “		X				X		
11.Maintenance and Repair of Motor Vehicles	X				X			
“ “		X				X		

Proposed Schedule for Industry Specific Papers (Mini-Presentations (MP), Sector Papers (SP), Revisited Sector Papers (RSP), and Cross-Cutting Issues (CC)) for 2011 through 2014 (Preliminary)

Industry/Industry Group	MP	SP	RSP	CC	2011	2012	2013	2014
12.Manufacturing Services " "				X X	X			
13.Commercial and Industrial Machinery Repair and Maintenance " "	X		X			X		X
14.Consumer and Household Goods Repair and Maintenance " "	X		X			X		X
15.Investment Banking, Securities and Commodity Dealing and Other Financial Services " "	X		X			X		X
16.Water Treatment and Distribution Services " "	X		X			X		X
17.Quality Change/Quality Adjustment for PPI (Identification and Discussion of Issues) " "				X X		X		X
18.Business-to-Business and Business-to-Consumer E-Commerce Update				X		X		

Proposed Schedule for Industry Specific Papers (Mini-Presentations (MP), Sector Papers (SP), Revisited Sector Papers (RSP), and Cross-Cutting Issues (CC)) for 2011 through 2014 (Preliminary)

Industry/Industry Group	MP	SP	RSP	CC	2011	2012	2013	2014
19. Electricity (Generation, Transmission Distribution, etc.)	X						X	
“ “		X						X
20. Revisited Industry/Industry Group 1	X						X	
“ “		X						X
21. Revisited Industry/Industry Group 2	X						X	
“ “			X					

Future Agenda

- **VG 2012**

- Sector Papers:

- Technical Testing
 - Non-Life Insurance
 - Waste Management / Waste Treatment
 - Maintenance and Repair of Motor Vehicles

- Mini-Presentations:

- Three countries to be selected for PPI and turnover for the following industry groups:
 - Commercial and Industrial Machinery Repair and Maintenance
 - Consumer and Household Goods Repair and Maintenance
 - Investment Banking, Securities and Commodity Dealing, and Other Financial Services
 - Water Treatment and Distribution Services
 - (Countries to be Determined)

Future Agenda (continued)

- **VG 2012**
 - Cross Cutting Issues Papers:
 - Manufacturing Services
 - Quality Change / Quality Adjustment for PPI
 - Business-to-Business and Business-to-Consumer E-Commerce update

 - (Countries to be Determined)

Future Agenda

What is the Overall Status of Countries having Industry Level Prices Calculated and Industry Level Turnover Collected?



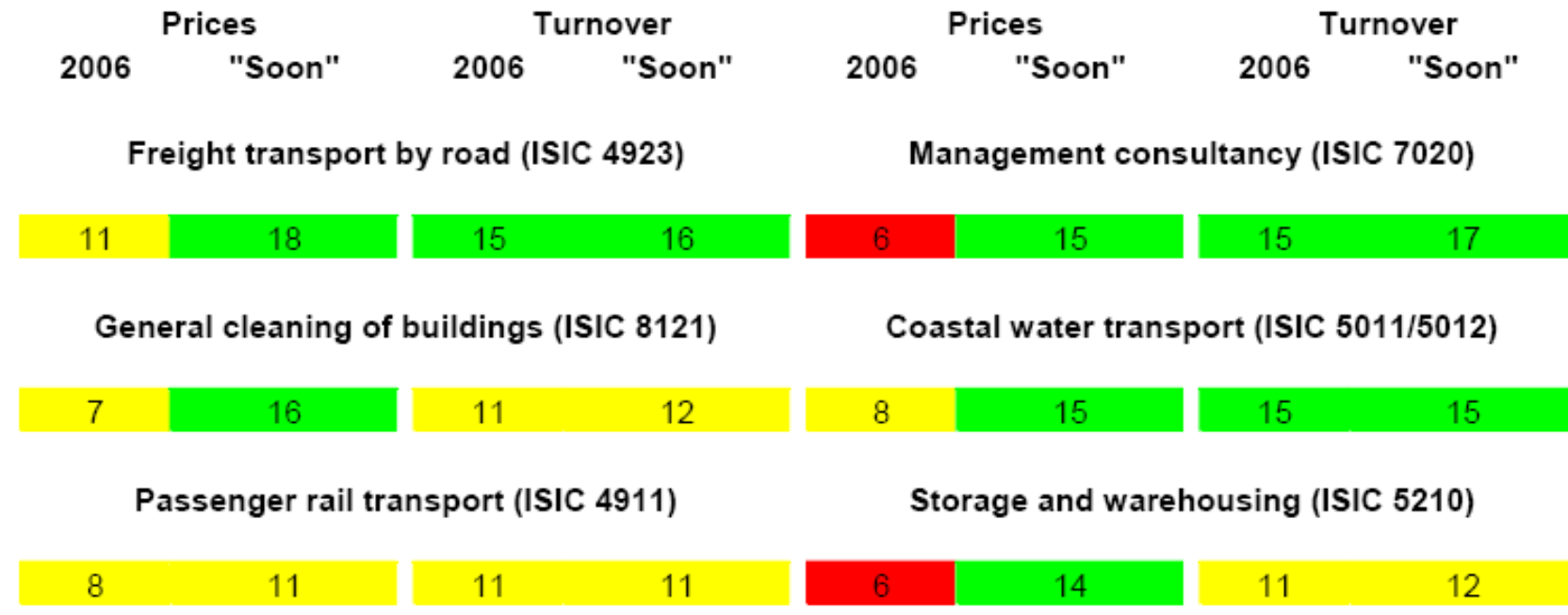
Less than 30% of responding countries

30% to 60% of responding countries

60% or more of responding countries

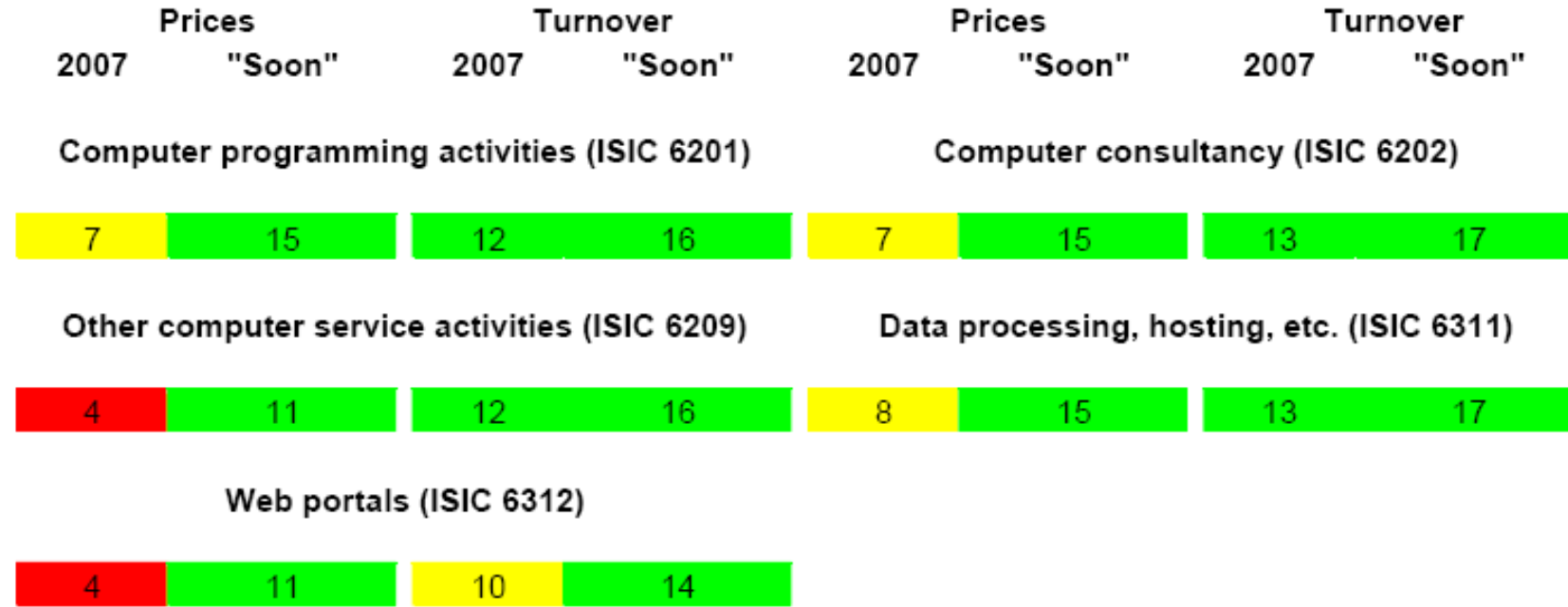
From the 2006 Country Progress Report

2006 Meeting - 22 Usable Responses



From the 2007 Country Progress Report

2007 Meeting - 18 Usable Responses




From the 2008 Country Progress Report (Revisited Sectors)

2008 Meeting - Revisited Industries, 20 Usable Responses




From the 2008 Country Progress Report (Mini-Presentations)

2008 Meeting - Sector Paper Industries, 20 Usable Responses




From the 2009 Country Progress Report

2009 Meeting - 20 Usable Responses



From the 2010 Country Progress Report

2010 Meeting - 20 Usable Responses



From the 2011 Country Progress Report (Mini-Presentations)

2011 Meeting - 23 Usable Responses

Prices 2011		"Soon"		Turnover 2011		"Soon"		Prices 2011		"Soon"		Turnover 2011		"Soon"	
Sewerage (ISIC 3700)															
7		8		20		20		9		9		19		19	
Collection of Hazardous Waste (ISIC 3812)															
5		5		20		20		6		6		20		20	
Treatment and Disposal of Hazardous Waste (ISIC 3822)															
6		6		20		20		4		4		19		19	
Remediation Activities (ISIC 3900)															
3		3		17		17		3		3		23		23	
Non-life Insurance (ISIC 6512)															
4		5		17		18		0		0		13		15	
Technical Testing and Analysis (ISIC 7120)															
14		15		22		22									
Collection of Nonhazardous Waste (ISIC 3811)															
Treatment and Disposal of Nonhazardous Waste (ISIC 3821)															
Materials Recovery (ISIC 3830)															
Maintenance and Repair of Motor Vehicles (ISIC 4520)															
Reinsurance (ISIC 6520)															

23 responses
 0-6 red
 7-12 yellow
 13+ green

Progress Update - 2011

	Prices			Turnover		
	2008	Soon	2011	2008	Soon	2011
462-469 Wholesale Merchants	5	5	3	15	16	18
4911 Passenger Rail, Interurban	5	6	8	15	18	20
4912 Freight Rail Transport	10	11	13	15	18	20
4923 Freight Transport by Road	11	18	22	15	16	19
5011 Sea and Coastal Passenger	5	6	10	16	18	19
5012 Sea and Coastal Freight	14	16	18	17	19	20
5021 Inland Water Passenger	2	3	3	14	17	18
5022 Inland Water Freight	5	6	9	15	18	20
5110 Passenger Air Transport	14	n/a	19	17	n/a	20
5120 Freight Air Transport	14	n/a	14	17	n/a	20

NOTE:: This is not a comprehensive analysis. There are differences in the number of reports each period as well as different country participation. This is intended to show a general trend, at best, rather than a specific result for any particular industry.

Progress Update – 2011 (continued)

	Prices			Turnover		
	2006	Soon	2011	2006	Soon	2011
5210 Warehousing and Storage	6	14	19	11	12	19
5510 Short Term Accommodations	2010	Soon	2011	2010	Soon	2011
	7	9	9	17	18	20
5520 Camping Grounds, etc.	2010	Soon	2011	2010	Soon	2011
	3	3	2	16	17	19
5590 Other Accommodation	2010	Soon	2011	2010	Soon	2011
	2	2	1	16	17	18
5610 Restaurants	2010	Soon	2011	2010	Soon	2011
	1	2	3	18	19	20
5621 Event Catering	2010	Soon	2011	2010	Soon	2011
	1	1	2	18	18	19
5629 Other Food Services	2010	Soon	2011	2010	Soon	2011
	1	1	2	18	18	20
5630 Beverage Serving	2010	Soon	2011	2010	Soon	2011
	3	3	1	15	16	20
6110 Wired Telecommunications	2008	Soon	2011	2008	Soon	2011
	15	18	19	10	14	19
6120 Wireless Telecommunications	2008	Soon	2011	2008	Soon	2011
	15	18	19	10	14	19

NOTE:: This is not a comprehensive analysis. There are differences in the number of reports each period as well as different country participation. This is intended to show a general trend, at best, rather than a specific result for any particular industry.

Progress Update – 2011 (continued)

	Prices			Turnover		
	2008	Soon	2011	2008	Soon	2011
6130 Satellite Telecommunications	0	4	5	8	12	19
6190 Other Telecommunications	4	8	8	9	13	19
6201 Computer programming activities	7	15	16	12	16	20
6202 Computer consultancy and computer facilities management services	7	15	17	13	17	20
6209 Other information technology and computer service activities	4	11	12	12	16	20
6311 Data processing, hosting and related activities	8	15	14	13	17	20
6312 Web portals	4	11	10	10	14	19
6411 Central Banking	1	2	1	10	12	11

NOTE:: This is not a comprehensive analysis. There are differences in the number of reports each period as well as different country participation. This is intended to show a general trend, at best, rather than a specific result for any particular industry.

Progress Update – 2011 (continued)

	Prices			Turnover		
	2009	Soon	2011	2009	Soon	2011
6419 Other monetary intermediation	5	7	6	14	16	12
6492 Other credit granting	2	4	1	11	13	12
6810 Real estate activities with owned or leased property	5	7	9	10	12	18
6820 Real estate activities on a fee or contract basis	6	9	10	9	11	18
6920 Accounting, bookkeeping and auditing activities; tax consultancy	11	17	19	14	17	21
7020 Management consultancy	6	15	14	15	17	21
7110 Architecture and engineering activities and related technical consultancy	13	18	19	14	18	20
7210 R&D Science and Engineering	2	2	1	17	18	16

NOTE:: This is not a comprehensive analysis. There are differences in the number of reports each period as well as different country participation. This is intended to show a general trend, at best, rather than a specific result for any particular industry.

Progress Update – 2011 (continued)

	Prices			Turnover		
	2010	Soon	2011	2010	Soon	2011
7220 R&D Social Sciences and Humanities	2	2	2	17	18	17
	2009		2011	2009		2011
7310 Advertising	16	n/a	18	19	n/a	21
	2009		2011	2009		2011
7320 Market research and public opinion polling	13	n/a	15	18	n/a	20
	2009		2011	2009		2011
7710 Renting and leasing of motor vehicles	8	n/a	11	17	n/a	18
	2009		2011	2009		2011
7721 Renting and leasing of recreational and sports goods	2	n/a	1	14	n/a	18
	2009		2011	2009		2011
7722 Renting and leasing of video tapes and disks	1	n/a	2	14	n/a	18
	2009		2011	2009		2011
7729 Renting and leasing of other personal and household goods	2	n/a	1	14	n/a	18
	2009		2011	2009		2011
7730 Renting and leasing of other machinery, equipment, and tangible goods	9	n/a	10	16	n/a	19

NOTE:: This is not a comprehensive analysis. There are differences in the number of reports each period as well as different country participation. This is intended to show a general trend, at best, rather than a specific result for any particular industry.

Progress Update – 2011 (continued)

	Prices			Turnover		
	2009		2011	2009		2011
7810 Activities of employment placement agencies	10	n/a	14	17	n/a	19
	2009		2011	2009		2011
7820 Temporary employment agency activities	15	n/a	19	18	n/a	19
	2009		2011	2009		2011
7830 Other human resource provision	6	n/a	6	17	n/a	18
	2009		2011	2009		2011
8010 Private Security Activities	15	n/a	17	16	n/a	18
	2009		2011	2009		2011
8020 Security systems service activities	12	n/a	13	16	n/a	18
	2009		2011	2009		2011
8030 Investigation activities	7	n/a	9	15	n/a	18
	2010	Soon	2011	2010	Soon	2011
8110 Combined Facilities Support	2	4	2	15	16	16
	2010	Soon	2011	2010	Soon	2011
8121 General Cleaning of Buildings	18	19	17	17	17	19
	2010	Soon	2011	2010	Soon	2011
8129 Other Cleaning Services	14	17	11	17	17	19
	2010	Soon	2011	2010	Soon	2011
8130 Landscape Care and Maintenance	1	3	1	15	16	18

NOTE:: This is not a comprehensive analysis. There are differences in the number of reports each period as well as different country participation. This is intended to show a general trend, at best, rather than a specific result for any particular industry.

Other

- Beginning with VG 2009, we have been asking - 2 yes, no, questions for each industry
- We have Tracked Progress of All (56) Industries Covered by the Voorburg Group Progress Reports Since 2006
- Since VG 2009 We have been Assessing in Terms of:
 - Additional countries actually having (price/turnover) data (reflecting their initial response to coverage-and coverage “soon”-in the first year measured and their response for the current year)

Future Agenda

Task Force 1: Continue VG Task Force to obtain and disseminate country report information on the industry/industry groups to be covered next year

By December 2011:

- Develop an e-mail questionnaire, based on the VG 2006, 2007, 2008, 2009, 2010, and 2011 progress report worksheet questionnaires, to collect PPI and turnover activity for the industry/industry groups to be covered at VG 2012

By February 2012:

- Implement the survey via e-mail (with a due date of June 30, 2012)

By July 2012:

- Close out the survey
 - John Murphy (U.S. Census Bureau)
 - Mark Wallace (U.S. Census Bureau)

Future Agenda

Task Force 2 (Closely Related to Task Force 2): Similar to VG 2009, VG 2010, and VG 2011 send out a short questionnaire to collect any progress updates on industries covered since the advent of the country progress report scorecards in 2006. Would cover the industry/industry groups that we have measured so far:

- Sewerage (ISIC 3700)
- Collection of non-hazardous waste (ISIC 3811)
- Collection of hazardous waste (ISIC 3812)
- Treatment and disposal of non-hazardous waste (ISIC 3821)
- Treatment and disposal of hazardous waste (ISIC 3822)
- Materials recovery (ISIC 3830)
- Remediation activities and other waste management (ISIC 3900)
- Maintenance and repair of motor vehicles (ISIC 4520)
- Wholesale, contract or fee basis (ISIC 4610)
- Merchant wholesale (ISIC 462 - 469)
- Passenger rail, interurban (ISIC 4911)
- Freight rail, interurban (ISIC 4912)
- Freight transport by road (ISIC 4923)
- Sea and coastal passenger (ISIC 5011)
- Sea and coastal freight (ISIC 5012)
- Inland water, passenger (ISIC 5021)
- Inland water, freight (ISIC 5022)
- Short term accommodation (ISIC 5510)
- Camping grounds (ISIC 5520)
- Other accommodations (ISIC 5590)
- Restaurants and mobile food services (ISIC 5610)
- Event catering (ISIC 5621)
- Other food service activities (ISIC 5629)
- Beverage serving activities (ISIC 5630)
- Wired telecommunications (ISIC 6110)
- Wireless telecommunications (ISIC 6120)
- Satellite telecommunications (ISIC 6130)
- Other telecommunications (ISIC 6190)
- Computer programming activities (ISIC 6201)
- Other computer service activities (ISIC 6209)
- Data processing, hosting, etc. (ISIC 6311)
- Web portals (ISIC 6312)
- Central banking (6411)
- Other monetary intermediation (ISIC 6419)
- Other credit granting (ISIC 6492)
- Non-life insurance (ISIC 6512)
- Reinsurance (ISIC 6520)
- Computer consulting (ISIC 6702)
- Real estate, owned or leased (ISIC 6810)
- Real estate, fee or contract (ISIC 6820)
- Accounting (ISIC 6920)
- Management consultancy (ISIC 7020)
- Architecture and engineering (ISIC 7110)
- Technical testing and analysis (ISIC 7120)
- R&D natural sciences (ISIC 7210)
- R&D social sciences & humanities (ISIC 7220)
- Advertising (ISIC 7310)
- Market research (ISIC 7320)
- Combined facilities support services (ISIC 8110)
- General cleaning of buildings (ISIC 8121)
- Other building & industrial cleaning (ISIC 8129)
- Landscape care and maintenance (ISIC 8130)

Future Agenda

- We are on track to complete the initial sweep of industry / industry group priorities by 2012.
- What's next for the Voorburg Group?
 - Teleconference of the Voorburg Bureau held on August 10, 2011 and subsequent communication with the United Nations Statistical Division (UNSD) on August 23, 2011.
 - There is still a need for the VG to continue work on turnover, prices, and classification for the services area of the economy – because the large scope of services and continuously changing landscape need to be addressed.
 - Revisit the mandate to expand beyond industry / industry group subject area reviews and address the larger Cross-Cutting Issues (manufacturing services, repair services, outsourcing, quality adjustment) that impact the quality of turnover, prices, and classification for service industries and products.

Future Agenda (continued)

- What's next for the Voorburg Group? - (continued)
 - The VG should continue to expand interaction with the Eurostat / OECD taskforce working on the SPPI Manual and attempt to align the needs of that group with the VG work plan.
 - The VG should more formally record and submit observations on services industries and products to the United Nations Statistical Division (UNSD) as part of the Expert Group on International Economic and Social Classification five year review plan for ISIC and the CPC. (This begins with our Revisited Industry/Industry Group Mini-presentations beginning in 2013.)
 - After the VG 2012 meeting, the VG Bureau should submit a “Report of the Voorburg Group on Services Statistics” for inclusion on the agenda for the February 2013 meeting of the United Nations Statistical Commission (UNSC).
 - In that report we plan to cite the major accomplishments of having met the objectives of the current work plan and also include a description of the mandate going forward which would include a greater focus on the Cross-Cutting Issues and more formal interactions with the two groups described above.

Future Agenda (continued)

Task Force 3: The Voorburg Bureau will propose selected industry/industry groups for which to do Revisited Industry/Industry Group Mini-presentations beginning in 2013

By December 2011:

- Determine criteria and priorities for selected the revisited industry/industry groups, and develop a preliminary set of groups to propose to the Voorburg Group members


By February 2012:

- Obtain feedback from the Voorburg Group on the preliminary set of revisited industry/industry groups

By July 2012:

- Determine the set of revisited industry/industry groups to be proposed to the Voorburg Group at the 2012 meeting (and for which we would begin coverage at the VG 2013 meeting)

Questions?



Discussion

