






Statistics Sweden

Statistiska centralbyrån

Sector Paper on Water Transport

Johan Åhman & Thomas Olsson
25th Voorburg Group Meeting
Vienna, Austria 2010



Contents

- International progress
 - Classification issues
 - Turnover statistics
 - Price statistics
- 

International progress

A survey on Water Transport Services was sent out to 22 countries:

- 18 countries produce turnover statistics
- 14 countries produce SPPI



Classification issues

- Industry classifications used
 - ISIC Rev. 4 (International)
 - NACE Rev.2 (EU)
 - ANZSIC06 (Australia/New Zealand)
 - 2007 NAICS (North America)
 - SSIC 2010 (Singapore)
- Main product classifications used
 - CPA 2008
 - Australian Input-Output Product Classification
 - US PPI commodity codes



Turnover Statistics

- All countries collect turnover at some level
- 13 out of 18 countries provide more detailed information
- Structural statistics annually
- Short-term statistics monthly, bimonthly or quarterly



Turnover Statistics

- The level of detail varies from country to country
 - 3-digit level (UK)
 - 5/6-digit level (USA, Norway)
 - Some countries have more detailed information at commodity level (Spain)



Turnover Collection

- Most countries use administrative sources in combination with surveys

Data source/-s	No. of countries
Survey/administrative data	7
Survey	6
Census/administrative data	2
Census/survey	1
Census	1
Administrative data	1

Other sources: data from customs, ports etc.



Turnover Collection, Sweden

- **Structural turnover (SBS)**
 - Largest enterprises: surveyed annually independent of administrative data for total turnover and turnover by product ($\approx 5/1200$, 45-50% of total turnover within NACE 50)
 - Remaining enterprises: Administrative data (tax data) annually for total turnover. Complementary survey to obtain turnover by product ($\approx 60/1200$, 35-40% of total turnover within NACE 50)



Turnover Collection, Sweden

- **Short-term turnover**
 - Monthly survey to the largest enterprises
 - Quarterly survey to smaller enterprises (administrative VAT data used for imputation and checking)



Problems

- Confidentiality issues (dominant enterprises)
- Response burden
- Low response rates
- User demands, costs, sample size etc.



Publication

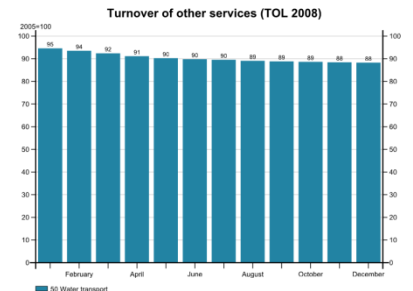
- All countries but one publish (confidentiality reasons) the results in some way
 - Websites and databases
 - Bulletins and yearbooks
 - Other publications



2008-09 **8155.0**

AUSTRALIAN INDUSTRY

EMBARGO: 11.30AM (CANBERRA TIME) FRI 28 MAY 2010



Main issues with turnover measurement

- Difference in shares of total GDP
- Ownership of enterprises
- Special tax rules for water transport enterprises
- Complex enterprises and outsourcing



Price Statistics

Pricing methods:

- Contract Pricing
 - Used for liner shipping
- Model pricing
 - Used for tramp shipping
- Unit Value
 - Used by Poland





Price Collection

- Frequency:
 - Quarterly,
 - Monthly
 - Weekly
- Sources:
 - Own data collection
 - Government agencies
 - Internet
 - Shipbrokers





Quality adjustment

- Overlapping
- Comparable adjustment
- Quantity adjustment
- Expert judgement



Sampling

- **Sampling methods:**
 - PPS
 - Cut-off
 - "Purposive"
 - All companies (Singapore)
- **Sample sizes**
 - Largest: 600 quotations (Germany)
 - Smallest: 14 quotations (Poland)
 - Many countries between 30 and 70 quotations





Weights

- Annual statistical surveys:
 - Structural Business Survey
 - Annual Sectorial Survey
 - Annual Survey of Services for Transport
- Weight data collect in the SPPI survey
- National Account data
- Combining price data and transport statistics





Main issues with price measurement

- Capture the tramp market
- Bundling
- Sampling frames and weighting data





Thank you for listening!

